



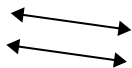
Identifying Lines

Name: _____

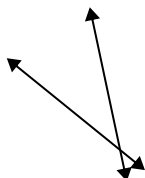
Use 'parallel', 'perp'(perpendicular) or 'inter'(intersecting) to describe the lines.

Answers

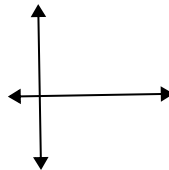
1)



2)



3)

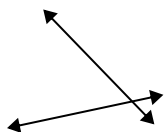


1. _____

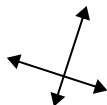
2. _____

3. _____

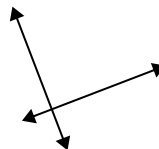
4)



5)



6)

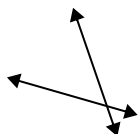


4. _____

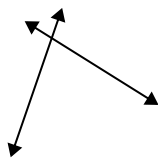
5. _____

6. _____

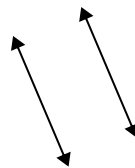
7)



8)



9)



7. _____

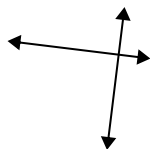
8. _____

9. _____

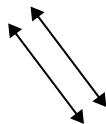
10. _____

11. _____

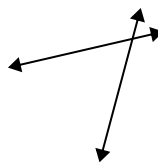
10)



11)



12)



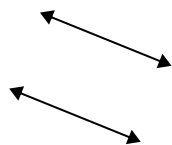
12. _____

13. _____

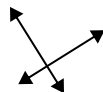
14. _____

15. _____

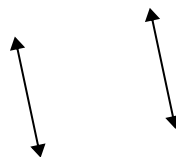
13)



14)



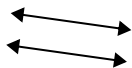
15)



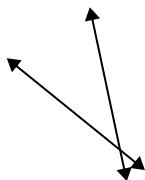


Use 'parallel', 'perp'(perpendicular) or 'inter'(intersecting) to describe the lines.

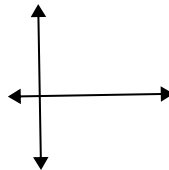
1)



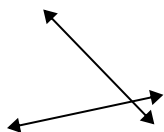
2)



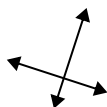
3)



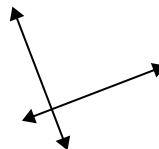
4)



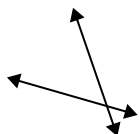
5)



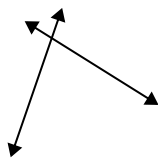
6)



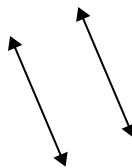
7)



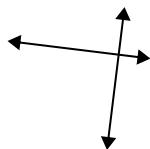
8)



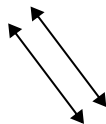
9)



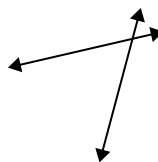
10)



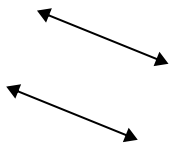
11)



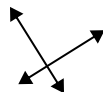
12)



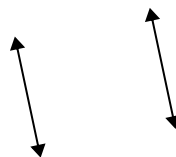
13)



14)



15)



Answers

1. parallel

2. inter

3. perp & inter

4. inter

5. perp & inter

6. perp & inter

7. inter

8. inter

9. parallel

10. perp & inter

11. parallel

12. inter

13. parallel

14. perp & inter

15. parallel